

# UNIMOUSE

*Wired*

**Product Manual**



contour 

## Box Contents

1. Unimouse
2. User Guide



## Unimouse Functions



For additional mouse features and specific Mac settings, please download our driver at [contourdesign.com/support](http://contourdesign.com/support)

## Scroll Lock to Double Click

To change the Scroll lock function to Double click, hold down the cursor speed button and the middle click at the same time. To switch back, repeat the same command. \*By default, Middle click is set to scroll lock



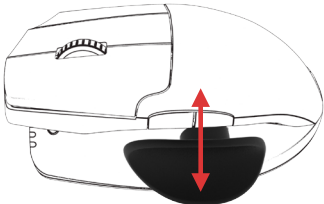
## Connecting to a Computer

Plug the wireless receiver or the charging cable into the computer's USB port. Allow your computer a few seconds to automatically install.

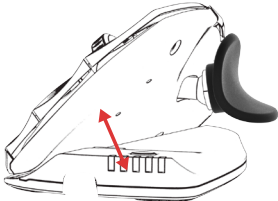


# Adjustable Features

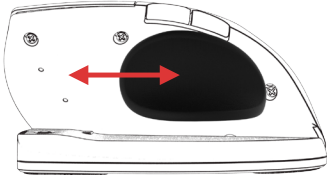
Adjust thumb rest in and out to accommodate hand size



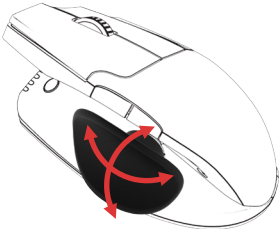
Adjust tilt for desired angle



Slide thumb rest side to side to accommodate thumb length

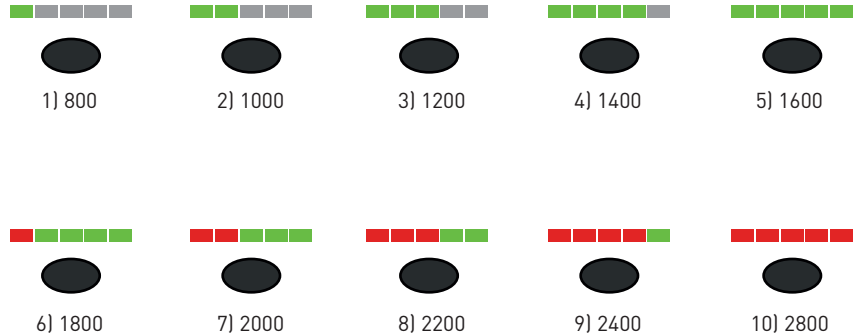


Thumb rest can pivot to optimal position



## Change cursor speed

Press the Cursor Speed button to cycle through cursor speeds. There are ten speed selections ranging from slow (800 DPI) to fast (2800 DPI). Speed is indicated by the LED lights as shown.



For more information please visit:  
[www.contourdesign.com](http://www.contourdesign.com)

Contour Design, Inc.  
10 Industrial Drive  
Windham, New Hampshire 03087, USA  
Phone: (603) 893-4556  
Email: [ergoinfo@contourdesign.com](mailto:ergoinfo@contourdesign.com)

Contour Design Nordic A/S  
International House  
Center Boulevard 5  
2300 Copenhagen S. Denmark  
Phone: +45 32 46 11 20  
Email: [info@contour-design.com](mailto:info@contour-design.com)

Tested to comply with FCC  
and IC standards



#### **FCC Statement**

Changes or modifications not expressly approved by the party responsible for compliance could void the user's authority to operate the equipment.

This equipment has been tested and found to comply with the limits for a Class B digital device, pursuant to Part 15 of the FCC Rules. These limits are designed to provide reasonable protection against harmful interference in a residential installation. This equipment generates uses and can radiate radio frequency energy and, if not installed and used in accordance with the instructions, may cause harmful interference to radio communications. However, there is no guarantee that interference will not occur in a particular installation. If this equipment does cause harmful interference to radio or television reception, which can be determined by turning the equipment off and on, the user is encouraged to try to correct the interference by one or more of the following measures:

- Reorient or relocate the receiving antenna.
- Increase the separation between the equipment and receiver.
- Connect the equipment into an outlet on a circuit different from that to which the receiver is connected.
- Consult the dealer or an experienced radio/TV technician for help.

This device complies with part 15 of the FCC rules. Operation is subject to the following two conditions (1) this device may not cause harmful interference, and (2) this device must accept any interference received, including interference that may cause undesired operation.

#### **IC Statement**

This device complies with Industry Canada's licence-exempt RSSs. Operation is subject to the following two conditions:

- (1) This device may not cause interference; and
- (2) This device must accept any interference, including interference that may cause undesired operation of the device.

The term "IC:" before the certification/registration number only signifies that the Industry Canada technical specifications were met. This product meets the applicable Industry Canada technical specifications.

Le présent appareil est conforme aux CNR d'Industrie Canada applicable aux appareils radio exempts de licence. L'exploitation est autorisée aux deux conditions suivantes : (1) l'appareil ne doit pas produire de brouillage, et (2) l'utilisateur de l'appareil doit accepter tout brouillage radioélectrique subi, même si le brouillage est susceptible d'en compromettre le fonctionnement

#### **Warranty**

If there is a functional defect due to faulty manufacturing, we will replace the product. This warranty does not cover damage that results from misuse of the product.

#### **Attention!**

If you attempt to dismantle your Unimouse, you will invalidate your warranty.

contour 